






Notes on Safety

Be sure to read the following to ensure safe use


⚠ DANGER These guidelines indicate the imminent threat of fatality or serious injury.

 Prohibited	Do not use or leave in places exposed to high temperatures (near fires, near stoves, in the sun, etc.) or in places where flammable gases are generated. Do not place in a microwave oven or in high-pressure vessels. Do not throw into a fire or heat it up. Do not peer through the ferrule end-face and adapters. Do not use with in-service implements.	may cause it to ignite, explode, malfunction, or cause a fire. may cause blindness.
---	---	--

⚠ WARNING These guidelines indicate the possibility of fatality or serious injury.

 Prohibited	Do not subject to strong impact by dropping or throwing this.	may cause it to explode, generate heat, ignite, leak fluid, or malfunction.
 Disassembly prohibited	Do not disassemble, make repairs or modify.	may cause electric shock.
 Splashing prohibited	Do not splash with water or other liquids.	may cause injury or accident, or malfunction and damage.
 wet hands prohibited	Do not handle it with wet hands.	may cause injury or accident, or malfunction and damage.

⚠ CAUTION These guidelines indicate the possibility of injuries or property damage.

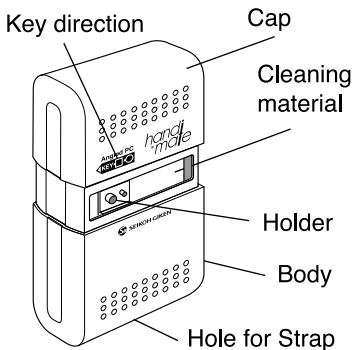
 Prohibited	Do not store in direct sunlight, in hot places, in places low temperature, or in humid or dusty places. Do not place on unstable surfaces. Do not swing around holding it by its hand Strap.	may cause injury or accident, or malfunction and damage.
---	---	--

Exclusion from Liability

Seikoh Giken assumes no liability whatsoever for following items.

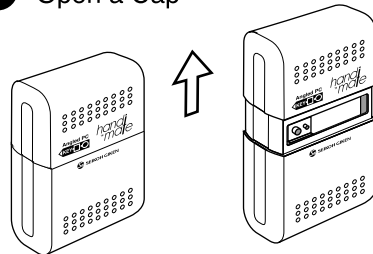
Damages caused by earthquake, fire outside the scope of our liability, actions by a third party, Other accidents, intentional or accidental misuse, or use under other abnormal conditions by the user. Occasional damages (loss of business profit, discontinuation of business, etc.) arising from use or inability to use this product. Damages arising from not having observed the precautions and instructions described in this manual. Damages arising from erroneous operation resulting from use of this product in combination with connected devices and not associated with Seikoh-Giken.

Part description



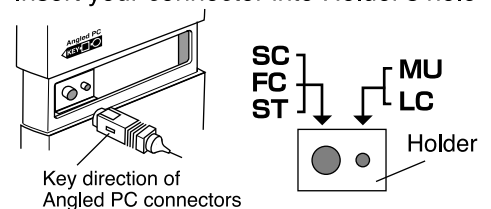
Instruction

1 Open a Cap



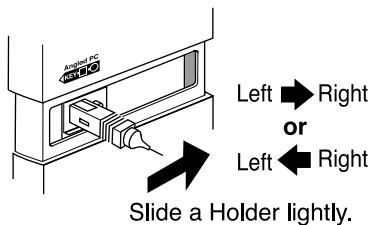
Move a Holder to right or left side.

2 Insert your connector into Holder's hole



⚠ Angled PC connector's Key turns to **LEFT**

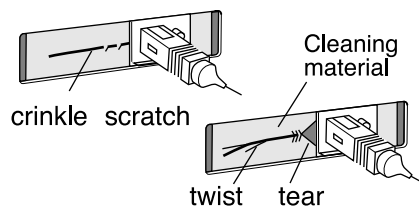
3 Move a Holder **one way** with connector



Slide a Holder lightly.

Recommended thrust
ST connector : MAX 100g
other connector : MAX 300g

⚠ Do not push a Holder. Otherwise, the Cleaning material can twist or tear.

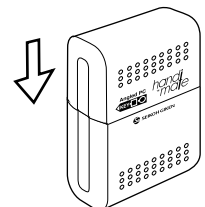


Slide a Holder to forward Cleaning material. After Cleaning material is forwarded, cleaning can be continued.

4 Remove your connector from Holder

When you see color-indicate on Cleaning material, this is finish.

5 Close a Cap



Keep the Cap in place while not in use.

Attention

Before operating, make sure to eliminate electrostatic discharges from operator's body. HandiMate can't clean ferrule only and connector with step-ferrule. HandiMate is dry-type cleaner. Don't use with alcohol. (ex; cleaning liquid) HandiMate can be used over 500 wipes. This product is not refillable.

US Pat.P
EP Pat.P
JP Pat.P
Made in Japan

Distributed by

SEIKOH GIKEN USA, Inc.
4405 INTERNATIONAL BOULEVARD,
SUITE B109 NORCROSS, GA 30093 U.S.A.
www.seikohgiken.com Tel.+1-770-279-6602

SEIKOH GIKEN Europe GmbH
SIEMENSSTRASSE 9, D-63263 NEU-ISENBURG,
FRANKFURT, GERMANY Tel.+49-6102-297-705

SEIKOH GIKEN Hong Kong Co., Ltd.
RM2111, CONCORDIA PLAZA, 1 SCIENCE
MUSEUM ROAD, TSIM SHA TSUI EAST,
KOWLOON, HONG KONG Tel.+852-2620-6551